

AZ61H09DAB

GE Zoneline® Deluxe Series Heat Pump Unit, 208/230 Volt

DIMENSIONS AND INSTALLATION INFORMATION (IN INCHES)

ELECTRICAL WIRING

All wiring, including installation of receptacle, must be made in accordance with local electrical codes and regulations.

NOTE: Aluminum wiring may pose special problems – consult a qualified electrician.

GRILLE OPTIONS

Stamped Aluminum Grille – RAG60

Exterior Architectural Louvers Durable Polycarbonate:

RAG61 (Beige) RAG63 (Bittersweet)

RAG62 (Maple) RAG67 (Extruded Aluminum)

RETROFIT KITS:

RAK901L – Wall Case Insulation for use with heat pumps.

RAK40 – Deflector Kit to adapt chassis for use with existing exterior architectural louvered grilles.

DUCTED APPLICATIONS

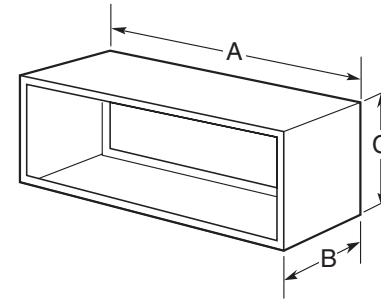
4100 and 6100 series can be used with ductwork to heat or cool more than one room. RAK6052 Duct Adaptor is applied to top of case over air discharge/RAK601 Duct Extension is applied to right or left of adaptor. Locally fabricated ductwork may be added to extend to maximum recommended distance of 15 feet.

ELECTRICAL CONNECTION

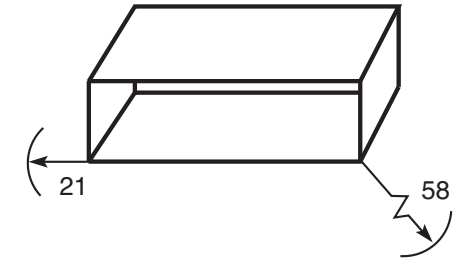
230/208 volt units may be plugged into a receptacle. 265 volt units are provided with a junction box and require direct connection. (NEC Requires 265V Direct Connection) See Architects and Engineers Design Data Manual for electrical connection information including use of sub-base for direct connected units. Installation must comply with local electrical codes and regulations.

POWER CONNECTION KITS REQUIRED ON ALL ZONELINE CHASSIS.

WALL CASE DIMENSIONS



MAXIMUM CORD EXTENSION



RAB71 WALL SLEEVE

Heavy-gauge galvanized steel, with insulation.
A – 42", B – 13-3/4", C – 16"

RAB77 WALL SLEEVE

Molded SMC fiberglass-reinforced polyester compound.
A – 42-1/8", B – 13-7/8", C – 16-1/4"

WALL OPENING DIMENSIONS

Add 1/4" to A and C dimensions for all cut-out size.

RAB71 16-1/4" Min. H x 42-1/4" Min. W

RAB71 available in 16", 24", 28" and 31" depths

RAB77 16-1/2" Min. H x 42-3/8" Min. W

230/208 VOLT LINE CORD CONNECTED UNITS				
LINE CORD KIT	ELECTRIC HEAT (BTUH)	ELECTRIC HEATER WATTS	ELECTRIC HEAT AMPS	MIN. CIRCUIT PROTECTION (AMPS)
RAK3153A	8,600/7,100	2,550/2,090	11.6/10.6	15
RAK3203A	11,700/9,600	3,450/2,820	15.5/14.1	20
RAK3303A	17,000/13,900	5,000/4,090	22.3/20.3	30

230/208 VOLT SUB-BASE CONNECTED UNITS				
SUB-BASE	ELECTRIC HEAT (BTUH)	ELECTRIC HEATER WATTS	ELECTRIC HEAT AMPS	MIN. CIRCUIT PROTECTION (AMPS)
RAK204D15P	8,600/7,100	2,550/2,090	11.6/10.6	15
RAK204D20P	11,700/9,600	3,450/2,820	15.5/14.1	20
RAK204D30P	17,000/13,900	5,000/4,090	22.3/20.3	30



GE APPLIANCES

For answers to your Monogram®, GE Profile™ Series or GE® Series appliance questions, visit our website at geappliances.com or call GE Answer Center® service, 800.626.2000.

AZ61H09DAB

GE Zoneline® Deluxe Series Heat Pump Unit, 208/230 Volt

FEATURES AND BENEFITS

9,400/9,100 BTUH cooling capacity

12.2/12.2 E.E.R

8,300/8,100 BTUH (reverse cycle heat)

Electronic touch controls with LED display

2.7 dehumidification (pints/hr.)

3.7/3.7 COP

360/212 CFM indoor fan (high/low)

70/45 vent CFM


R-410A refrigerant

Electronic 7-step temperature limiting to prevent overcooling or overheating of room

Heat Sentinel

Reverse cycle heating

Warm Grey Beige



GE APPLIANCES