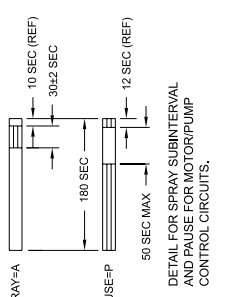
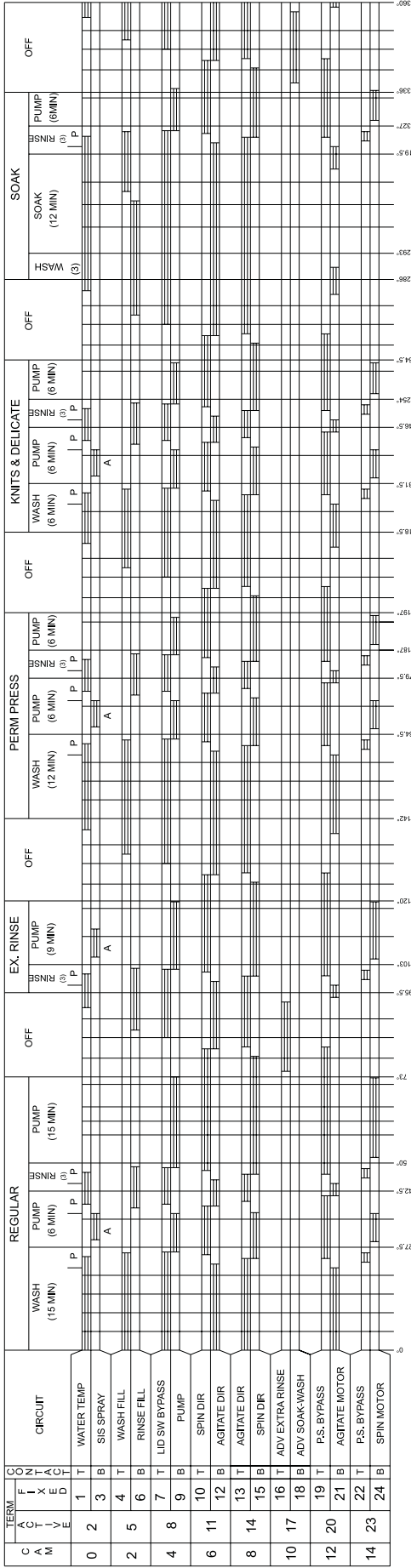
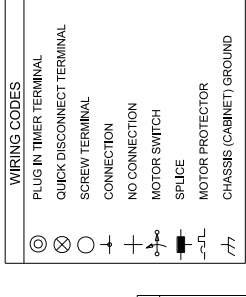
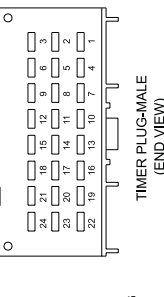


CAUTION: DISCONNECT ELECTRIC CURRENT BEFORE SERVICING

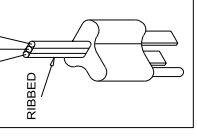
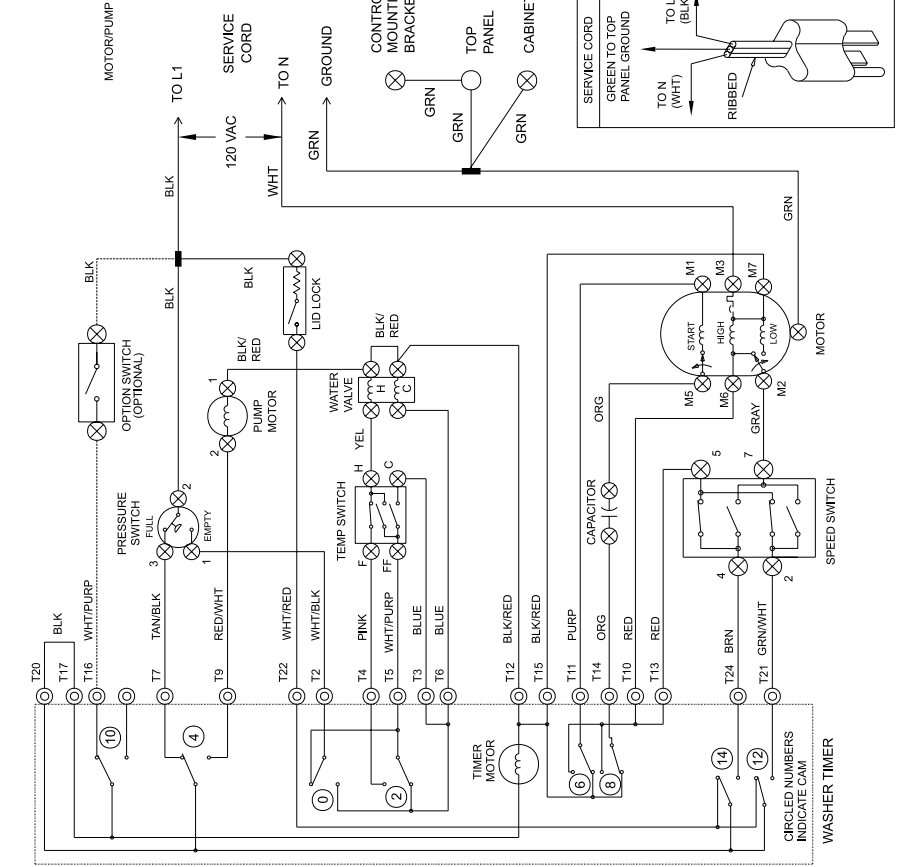


DETAIL FOR SPRAY SUBINTERVAL AND PAUSE FOR MOTORPUMP CONTROL CIRCUITS.



TEMPERATURE SWITCH CIRCUIT				
WASH/RINSE	F-H	FF-H	FF-C	
COLD/COLD			X	
WARM/COLD	X		X	
HOT/COLD		X		
WARM/WARM (OPT)		X	X	

OPT-OPTIONAL X-CLOSED
N-NORMAL S-SLOW



NOTE: SUFFIX INDICATES TIMER SWITCH CONTACTS
T= TOP
B= BOTTOM
.....= OPTIONAL ON SOME MODELS

SPEED SWITCH CIRCUIT				
AGIT/SPIN	2-5	2-7	4-7	4-5
N/N	X	X	X	X
N/S	X	X	X	X
S/N (OPT)		X	X	X
S/S			X	X