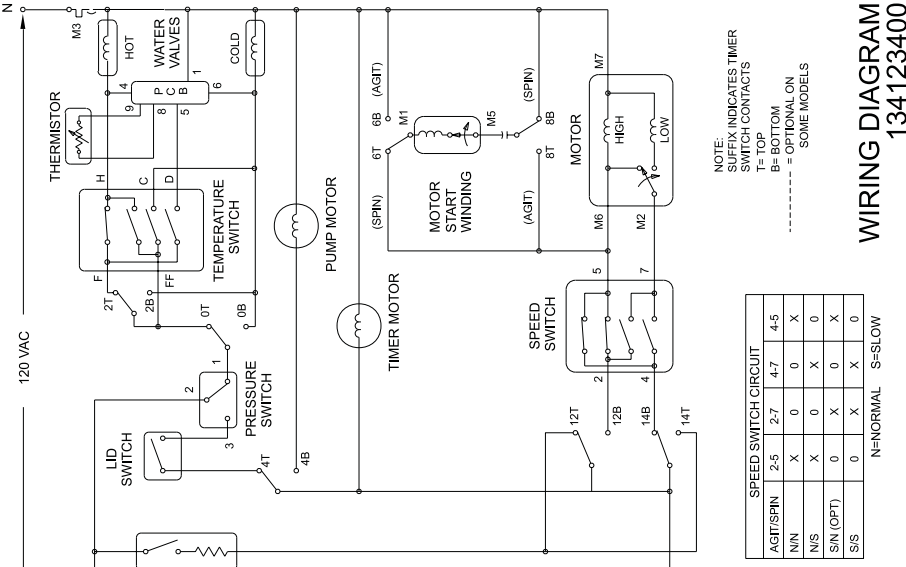



CAUTION: DISCONNECT ELECTRIC CURRENT BEFORE SERVICING



TEMPERATURE SWITCH CIRCUIT

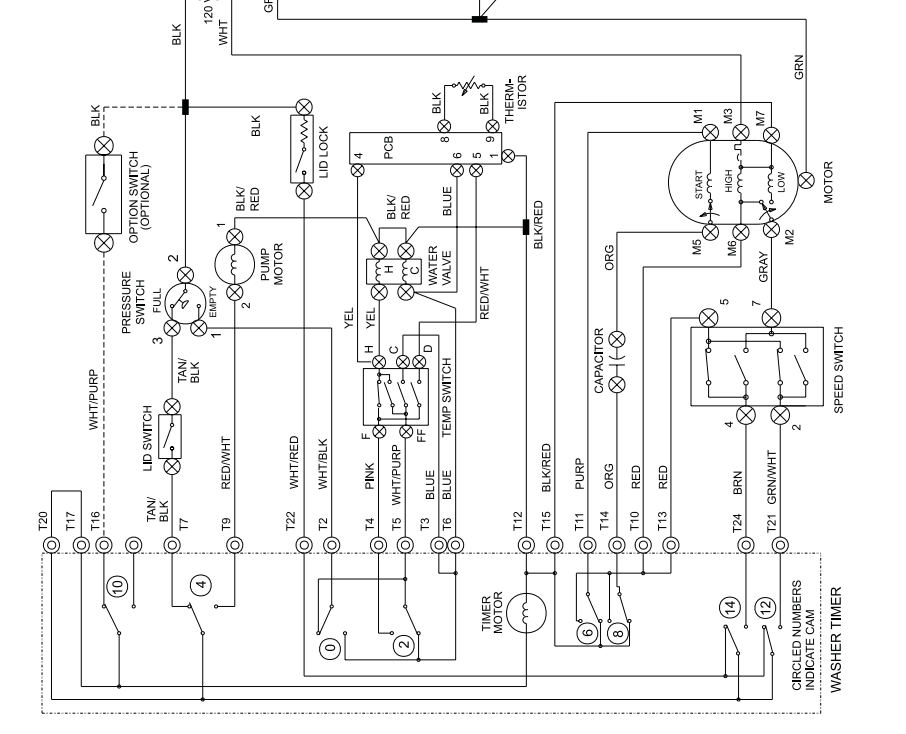
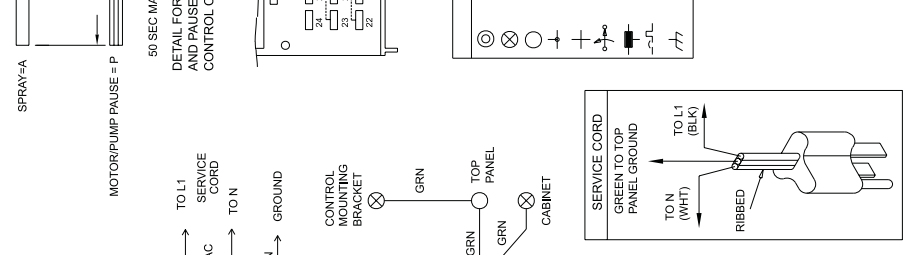
WASH/RINSE	F-H	FF-H	FF-C
COLD/COLD	0	0	X
WARM/COLD	X	0	X
HOT/COLD	0	0	0
WARM/WARM (OPT)	0	X	X

0=OPEN X=CLOSED

SPEED SWITCH CIRCUIT

AGIT/SPIN	2-5	2-7	4-7	4-5
NN	X	0	0	X
NS	X	0	0	0
SN (OPT)	0	X	X	X
S/S	0	X	X	0

N=NORMAL S=SLOW



NOTE: KEY INDICATES TIMER SWITCH CONTACTS
 T= TOP
 B= BOTTOM
 - = OPTIONAL ON SOME MODELS

WIRING DIAGRAM
 134123400