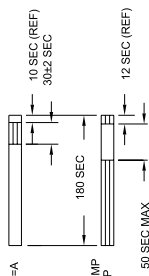
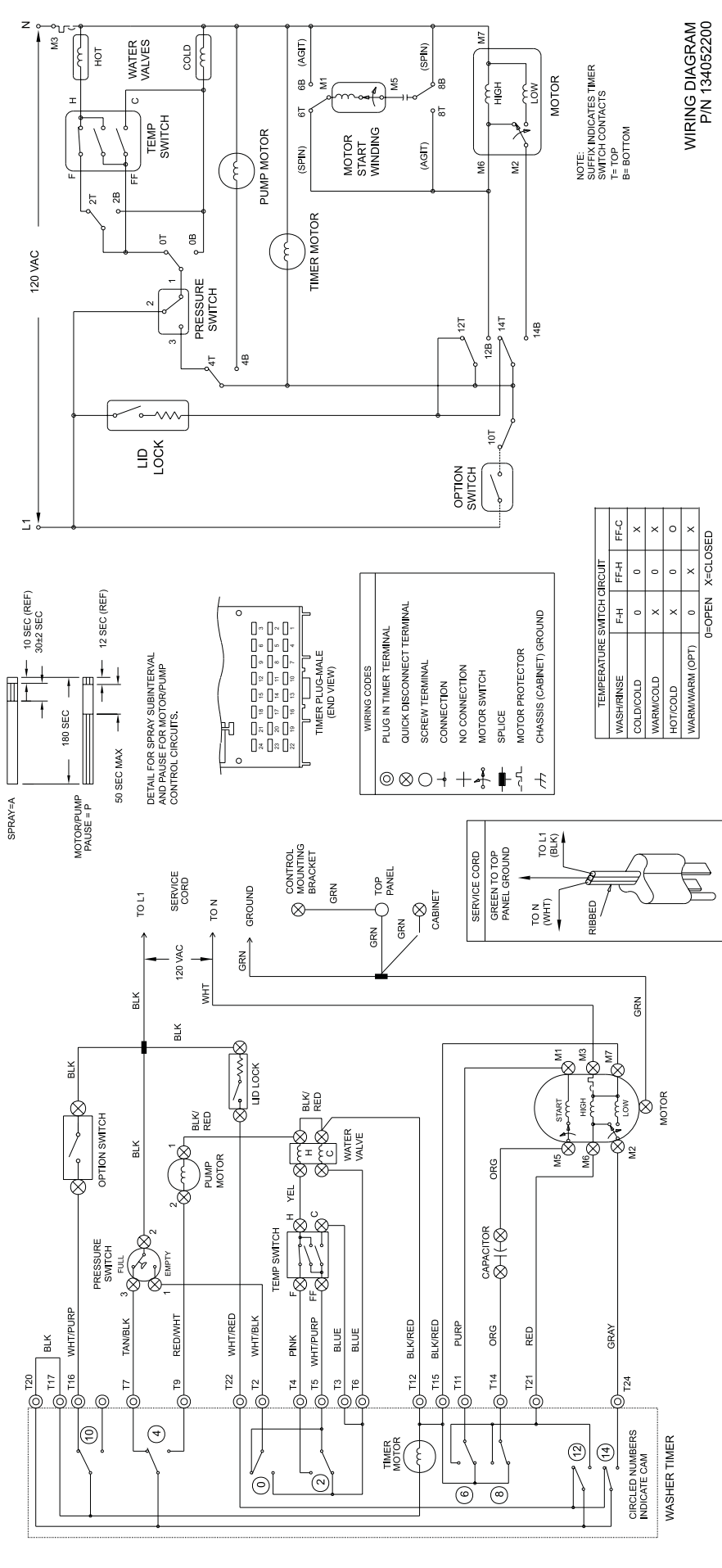
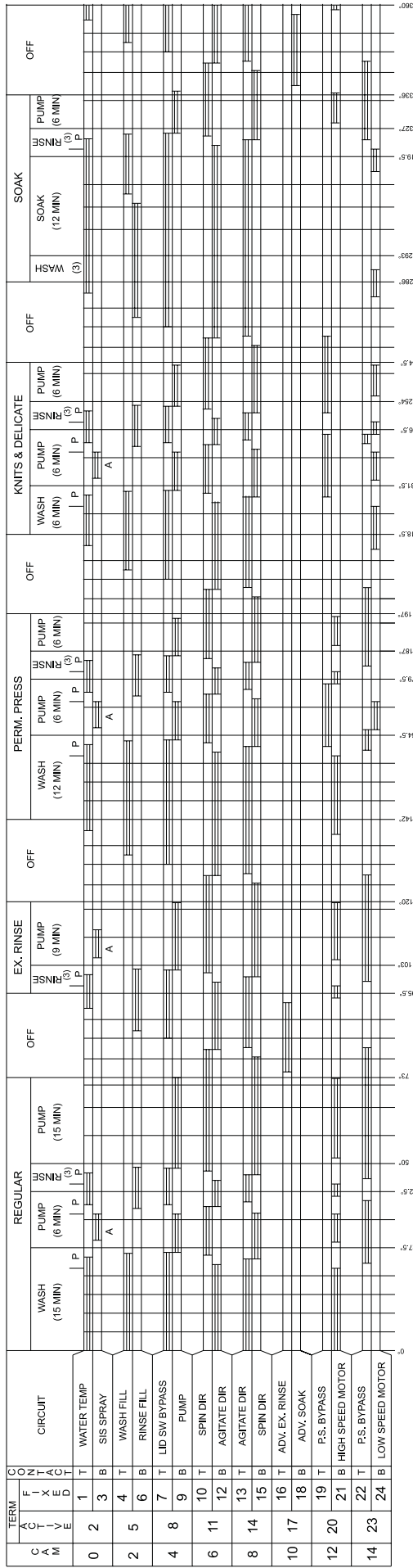
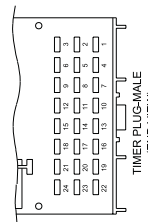


CAUTION: DISCONNECT ELECTRIC CURRENT BEFORE SERVICING



DETAIL FOR SPRAY SUBINTERVAL AND PAUSE FOR MOTOR/PUMP CONTROL CIRCUITS.

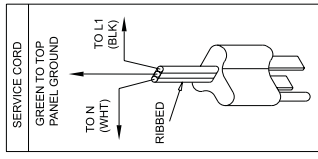


WIRING CODES

- ⊙ PLUG IN TIMER TERMINAL
- ⊗ QUICK DISCONNECT TERMINAL
- SCREW TERMINAL
- CONNECTION
- NO CONNECTION
- ⊕ MOTOR SWITCH
- ⊖ SPlice
- ⊖ MOTOR PROTECTOR
- ⊖ CHASSIS (CABINET) GROUND

TEMPERATURE SWITCH CIRCUIT				
	F-H	FF-H	FF-C	
WASH/RINSE	0	0	0	X
COLD/COLD	X	0	X	0
WARM/COLD	X	0	X	0
HOT/COLD	X	0	0	0
WARM/WARM (OPT)	0	X	X	X

0=OPEN X=CLOSED



CIRCLED NUMBERS INDICATE CAM

WASHER TIMER