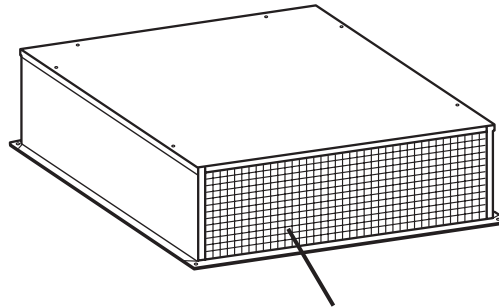


KitchenAid® Exterior Blower

PRODUCT MODEL NUMBERS

KPED892K

Electrical: 120-volt, 60-Hz, AC-only, 15-amp. electrical supply. Use copper wire only. A time-delay fuse or circuit breaker and separate circuit is recommended.



install this side of the fan facing an unoccupied space.

VENTING REQUIREMENTS

Maximum length of vent system

Vent	Length
10" (25.4 cm) round	55 ft. (16.8 m)

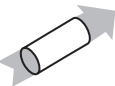


It is recommended that you use round vent instead of rectangular vent, especially if elbows are required. If rectangular vent is required, it should be transitioned to 10" (25.4 cm) round vent as soon as possible.

For best performance, use no more than three 90° elbows. If more than one elbow is used, make sure that there is a minimum of 24 inches (61 cm) of straight vent between any two elbows. Do not install two elbows together.

Determine the length of vent system you need

To calculate the length of system you need, add the equivalent feet (meters) from chart below for each vent piece that will be needed.

Recommended standard 10" (25.4 cm) fittings

		
1 ft. round = 1 ft. (0.3 m)	90° elbow = 5 ft. (1.5 m)	45° elbow = 2.5 ft. (0.8 m)