

# KitchenAid® 27" and 30" Built-in Microwave Oven

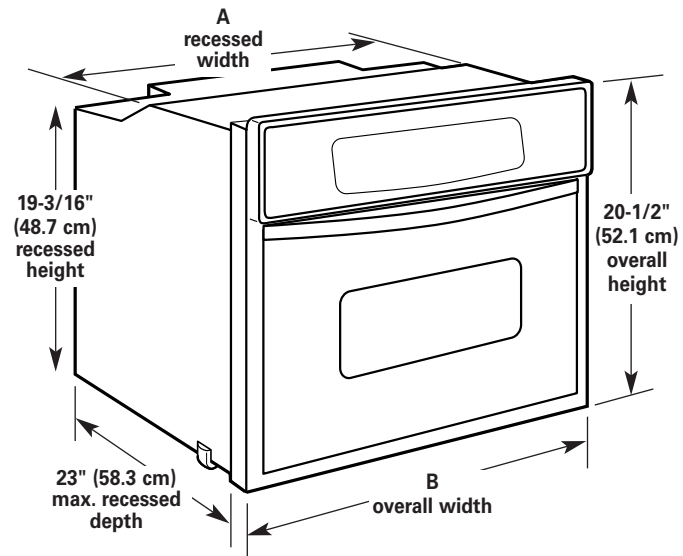
## PRODUCT MODEL SERIES

KBHC179J      KBMC140H  
 KBHC109J      KBMC147H  
 KBHV109P

**Electrical:** A four-wire or three-wire, single phase, 240-volt, 60 Hz, AC-only electrical supply is required on a separate, 20-ampere circuit, fused on both sides of the line.

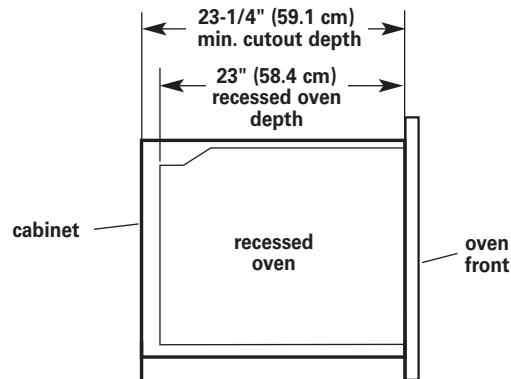
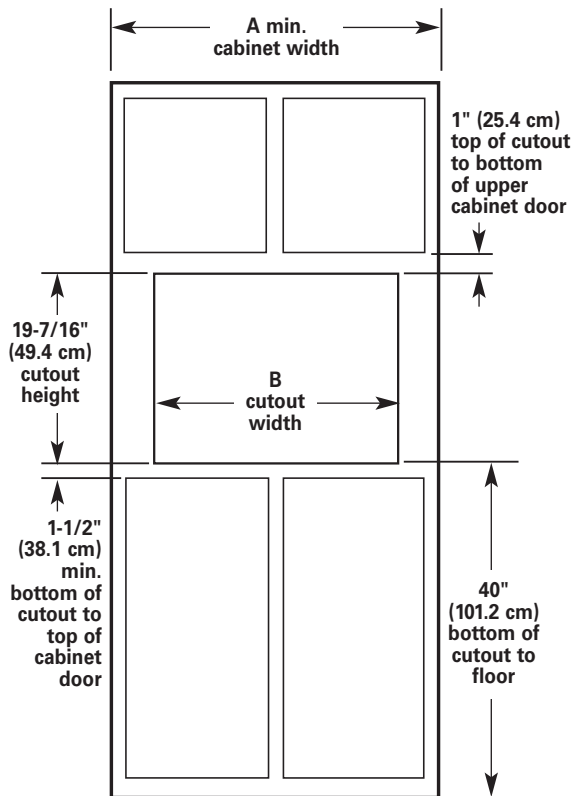
Note: Models KBHC109, KBHC179, YKBHC109 and YKBCH179 require a 30-ampere circuit. Use minimum 8 gauge copper wire only. A time-delay fuse or circuit breaker is recommended. A U.L.-listed conduit connector must be provided at the junction box.

## OVERALL DIMENSIONS



	A	B
27" (68.6 cm) m/w oven	25-3/8" (64.5 cm)	26-3/4" (67.9 cm)
30" (76.2 cm) m/w oven	28-3/8" (72.1 cm)	29-3/4" (75.6 cm)

## CABINET OPENING DIMENSIONS



Cabinet side view

**Electrical supply junction box** should be located 3 inches (7.6 cm) maximum below the support surface when oven is installed in a wall cabinet. Cutout for wiring should be in the right rear or left rear corner. For undercounter installation, it is recommended that the junction box be located in the adjacent right or left cabinet. If installing junction box on rear wall behind oven, junction box must be recessed and located in the upper or lower right or left corner of cabinet.

	A	B
27" (68.6 cm) m/w oven	27" (68.6 cm)	25-1/2" (64.8 cm)
30" (76.2 cm) m/w oven	30" (76.2 cm)	28-1/2" (72.4 cm)